

Service  
Service  
Service



Philips Domestic Appliances and Personal Care

# Service Manual

## PRODUCT INFORMATION

### Features :

- Contour Tracking System; comb adapts to the contours of the face.
- Precision Zoom Lock; for precise adjustability of the comb in 9 lengths between 1.5 mm and 18 mm.
- Beard length indication window.
- Charging indication (LED on Adapter).
- Maintenance free cutting element: no oiling required.
- Three dimensional rounded teeth at skin side for max. comfort.

## TECHNICAL DATA

Power system	: Rechargeable
Batteries	: 1x AA NiCd
Charging period	: NiCd batteries : 10 hours
Capacity	: NiCd batteries : 40 minutes

### NOTES :

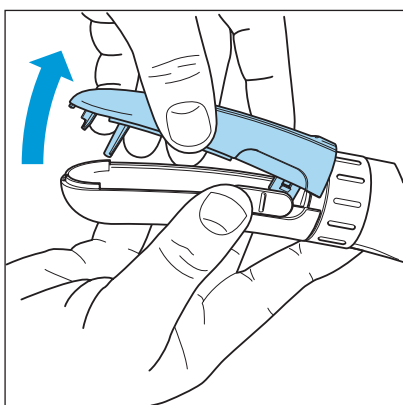
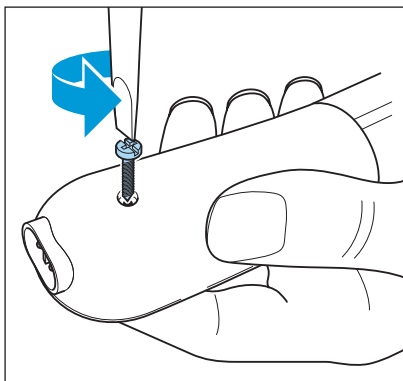
- \* In order to guarantee the longest possible working life of the battery :
  - do not charge for more than 24 hours
  - do not keep the charging unit permanently plugged in
  - discharge the battery completely once a year by letting the motor run until it stops
- \* If the battery is empty and the consumer wants to trim his beard, the trimmer has to be charged for at least 1.5 hours to have enough power for one trim
- \* The appliance should be charged again, when not used for a long period

Product meets the requirements regarding interference suppression on radio and TV.



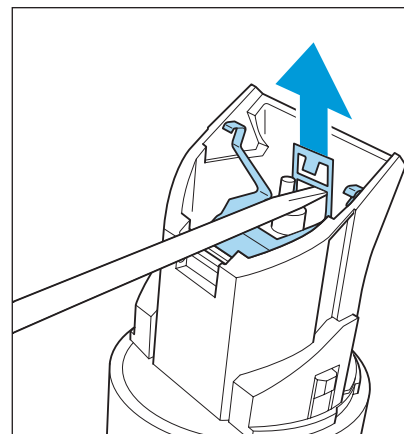
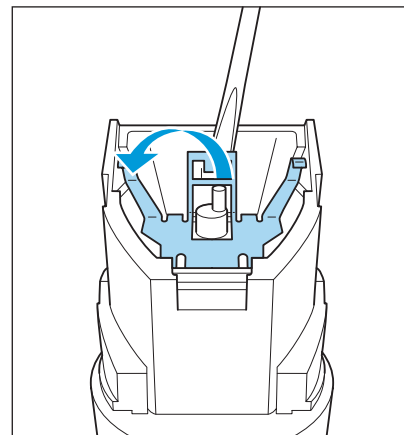
## DISASSEMBLY ADVICE + PARTS LIST HQ-T 764

to replace **ON / OFF KNOB (8)**  
remove **SCREW A**  
**COVER (7)**



to replace **SPRING ZOOM RING (6)**  
remove **COMB (1)**  
**SCREW A**  
**COVER (7)**  
**COMB HOLDER (4)**  
**ZOOM RING (5)**

to replace **BATTERY (10)**  
**PCB (9)**  
remove **COMB (1)**  
**CUTTER (2)**  
**HOUSING CLAMP (3)**  
**COMBHOLDER (4)**  
**SCREW A**  
**COVER (7)**  
**ZOOM RING (5)**  
**CAP B**



**Never use again a deformed housing clamp (3).**

**Before reassembling the battery holder, make sure that the internal wiring is guided as shown in figure I.**

**After the product has been repaired, it should function properly and has to meet the safety requirements as laid down and officially established at this moment.**

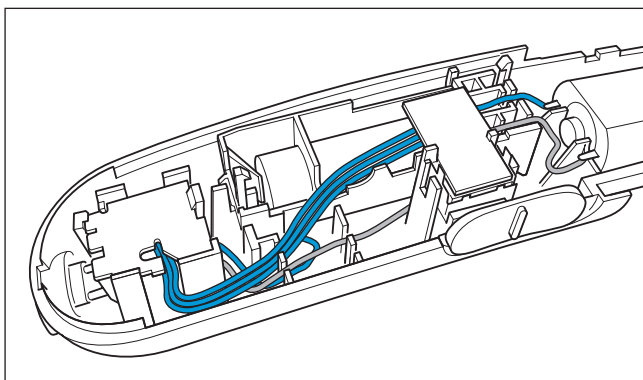


figure I

pos	description	service code
1	comb	4203 035 76450
2	cutter	4203 035 76420
3	housing clamp	4203 035 76410
4	comb holder	4203 035 76400
5	zoomring	4203 035 76350
6	spring zoom ring	4203 035 71380
7	cover	4203 035 76700
8	on/off knob	4203 035 76470
9	PCB	4203 035 76510
10	battery NiCd	4822 138 10336
11	cleaning brush	4822 479 30183
12	adapter NiCd USA	4203 035 76540
	adapter NiCd CND	4203 035 76530
	adapter NiCd EURO	4203 035 76520
	adapter NiCd UK	4203 035 76550

# EXPLODED VIEW HQ-T 764

