

Service
Service
Service



Philips Consumer Lifestyle

Service Manual

PRODUCT INFORMATION

- Product meets the requirements regarding interference suppression on radio and television.
- After the product has been repaired, it should function properly and has to meet the safety requirements as laid down officially established at this moment.

TECHNICAL INFORMATION

- Power consumption : 600 W
- Voltage and frequency : 220 - 240 V / 50 - 60 Hz
- Normal Speed unloaded : 13.500 rpm
- Turbo Speed unloaded : 15.000 rpm




DISASSEMBLY- AND RE-ASSEMBLY ADVISE

- No specific issues.

OPTIONAL (accessories)

- No specific issues.

How to make “new” accessories of HRI36x and HRI37x compatible to older appliances of these types



Actual Power unit

Old Power unit





Pos	Service code	Description
1	4203 035 85550	Blender Bar new
2	4203 035 85560	Whisking Accessory
3	9965 000 39157	Beaker Lid
4	9965 000 39158	Beaker 1,0 L
5	4203 035 85570	Chopping Interface
6	9965 000 39161	Chopping Knife
7	9965 000 39162	Chopping Bowl

Only for repair:

Pos	Service code	Description
8	4203 035 90841	Motor Assy + Coupling *
	4203 035 92061	Motor Assy + Coupling TW
9	4203 035 90851	Print Plate Assy + switch activation knobs + spring *
	4203 035 92071	Print Plate Assy + switch activation knobs + spring TW
	4203 035 91471	Screw caps (2x) - not shown
11	4203 035 91661	Power Unit Assy incl. Cordset TR
	4203 035 92081	Power Unit Assy incl. Cordset TW
	4203 035 92091	Power Unit Assy incl. Cordset CN
	4203 035 92101	Power Unit Assy incl. Cordset KR

■ = changed

* Can be sold to all countries, except China, Caribbean, Brazil & Taiwan