

Service
Service
Service



Philips Consumer Lifestyle

Service Manual

PRODUCT INFORMATION

- This product meets the requirements regarding interference suppression on radio and TV.
- After the product has been repaired, it should function properly and has to meet the safety requirements as officially laid down at this moment.

TECHNICAL INFORMATION

- Power consumption : 600 W
- Voltage and frequency : 220 - 240 V / 50 - 60 Hz
- Normal Speed unloaded : 13.500 rpm
- Turbo Speed unloaded : 15.000 rpm




DISASSEMBLY- AND RE-ASSEMBLY ADVISE

- No specific issues

OPTIONAL (accessories)

- No specific issues

How to make “new” accessories of HRI36x and HRI37x compatible to older appliances of these types



Actual Power unit

Old Power unit





Pos	Service code	Description
1	4203 035 85580	Blender Bar
2	9965 000 39157	Beaker Lid
3	9965 000 39158	Beaker 1,0 L

Only for repair:

Pos	Service code	Description
4	4203 035 90841	Motor Assy + Coupling *
	4203 035 92061	Motor Assy + Coupling TW
5	4203 035 90851	Print Plate Assy + switch activation knobs + spring *
	4203 035 92071	Print Plate Assy + switch activation knobs + spring TW
6	4203 035 91471	Screw caps (2x) - not shown
7	4203 035 91661	Power Unit Assy incl. Cordset TR
	4203 035 92081	Power Unit Assy incl. Cordset TW
	4203 035 92091	Power Unit Assy incl. Cordset CN
	4203 035 92101	Power Unit Assy incl. Cordset KR

■ = changed

* Can be sold to all countries, except China, Caribbean, Brazil & Taiwan